


Ten Essential Rules for Interpretation in the Asylum Procedure



1 Keep a professional attitude

Be attentive, empathic and respectful.



2 Ensure neutrality and impartiality

Do not take sides. Do not express your opinions or feelings verbally, non-verbally or through your clothing.




3 Respect confidentiality

Do not share any case-specific information that may lead to the identification of the applicant.



4 Be prepared

Make sure that you are informed about the asylum procedure. Know the terminology and have all necessary tools and equipment.




5 Stick to your role as interpreter

Let the interviewer manage the interview.



6 Be accurate and complete

Do not leave out, add or change anything that has been said. Take notes.




7 Ensure clear communication

Flag any obstacle to full understanding by all parties.



8 Be transparent

Inform participants when you need to ask for repetition, clarifications or breaks.



9 Take care of your well-being

Ensure that you stay mentally and physically healthy.



10 Ensure continuous learning

Keep improving your language and other professional skills.

